



MEMBERSHIP APPLICATION

1221 H Street
Sacramento, CA 95814
916-444-0845 (Office) · 916-444-2194 (Fax)
www.calcattlemen.org

NAME(S): _____ RANCH/BUSINESS NAME: _____

ADDRESS: _____

CITY: _____ STATE: _____ ZIP: _____

E-MAIL ADDRESS: _____ PRIMARY PHONE: _____

DO YOU WANT TO RECEIVE OUR WEEKLY LEGISLATIVE E-MAIL BULLETIN? Yes No Recruited By _____

Step 1: CCA Membership

PRODUCER MEMBERSHIP
FOR CATTLE OWNERS AND THOSE SEEKING A VOTING MEMBERSHIP LEVEL

Cattle Numbers	Dues
2500 & Over	\$1,690
1600-2499	\$1,220
1000-1599	\$930
800-999	\$695
500-799	\$590
300-499	\$440
100-299	\$310
0-99	\$230

- Calves under 6 months of age are not counted.
- Stockers pay at 1/2 the total number of stockers owned each year or minimum dues, whichever is greater.

ASSOCIATE MEMBERSHIP
FOR THOSE WHO SUPPORT CALIFORNIA CATTLE PRODUCTION BUT DO NOT OWN CATTLE NON-VOTING MEMBERSHIP LEVEL

Statewide Allied/Feeder Associate \$220
(includes Feeder Council Associate, Allied Industry membership and second membership. Second membership does not include Allied Industry voting rights.)

Statewide Stewards of the Land \$150
(Available to non-producers that own land on which cattle could or are run.)

CCA Supporting Member \$100
(Available to non-producers who support the industry.)

YOUNG CATTLEMEN MEMBERSHIP
NON-VOTING MEMBERSHIP

Young Cattlemen's Committee \$ 25

- Must own fewer than 100 head of cattle.
- Must be 25 years of age or younger or a full-time student

Applicant's Birth Date: _____

- OR -

if over 25 years of age

Applicant's expected date of Graduation: _____

Step 2: Other Optional Dues

NATIONAL CATTLEMEN'S BEEF ASSOCIATION
REGULAR MEMBERSHIP

Cattle Numbers	Dues
1501 & Over	\$750 + Fair Share
1001-1500	\$550 + Fair Share
501-1000	\$400 + Fair Share
251-500	\$300
101-250	\$200
0-100	\$100


FAIR SHARE:
_____ @ 25¢/cow calf unit
_____ @ 12.5¢/feeder or stocker

ASSOCIATE MEMBERSHIP: \$100
(ASSOCIATES CANNOT OWN CATTLE)



CALIFORNIA BEEF CATTLE IMPROVEMENT ASSOCIATION
MEMBERSHIP

CBCIA is an affiliate of CCA and is a producer driven organization that fosters beef cattle improvement and economical production based on information and education.





Regular Members: \$35
Associate Members: \$35
Young Cattlemen: \$ 5

Step 3: Total Payment

CCA	\$
NCBA	\$
CBCIA	\$
Local (All)	\$
TOTAL	\$

Payment Options:

Check payable to CCA

Card # _____

Exp _____ / _____

Name on Card _____

Signature _____

LOCAL ASSOCIATION MEMBERSHIP: (Circle up to four below)

Amador-El Dorado-Sac \$10.00	Humboldt-Del Norte \$15.00	Monterey County \$10.00	Santa Clara NA	Ventura County \$35.00
Butte \$10.00	Inyo-Mono-Alpine \$25.00	Napa-Solano \$5.00	Shasta County \$20.00	Yolo County \$25.00
Calaveras \$10.00	Kern County NA	Plumas-Sierra \$10.00	Siskiyou County \$10.00	Yuba-Sutter \$25.00
Contra Costa-Alameda \$25.00	Lassen County \$20.00	San Benito \$20.00	Sonoma-Marin \$5.00	
Fall River-Big Valley \$15.00	Madera County \$25.00	San Diego-Imperial \$10.00	Tahoe \$15.00	
Fresno-Kings \$20.00	Mendocino County \$15.00	San Joaquin-Stanislaus \$5.00	Tehama County \$10.00	
Glenn-Colusa \$20.00	Merced-Mariposa \$20.00	San Luis Obispo \$20.00	Tulare County \$5.00	
High Desert \$25.00	Modoc County \$25.00	Santa Barbara \$25.00	Tuolumne County \$10.00	